



Ministry  
of Justice

# **Her Majesty's Prison and Probation Service Offender Equalities Annual Report**

**2021/22**

Ministry of Justice  
Official Statistics Bulletin

Published 24 November 2022

## Statistician's comment

In March 2020 changes to the prison regime were introduced to limit the spread of COVID-19 and to protect the lives of those who live and work in our prisons. These regime changes were in place throughout 2021/22 except for the two months of October and November 2021. As of March 2022, all regime changes have been removed. Many of the measures in this report have started to return to similar levels to before the pandemic.

The overall prison population had been steadily declining since 2017 and dropped sharply in 2020/21 because of the COVID-19 pandemic where just over 78,000 males and females were in prison that year (table 1.1). Numbers have risen to 79,800 in the latest year (ending March 2022).

The mix of sexual orientation of prisoners has remained consistent with previous years with 97% (or 65,400) identifying as heterosexual (tables 1.2 and 1.3). 3,600 chose to not disclose their sexual orientation in the quarter ending March 2022.

There were slightly more transgender prisoners in prison as 230 were recorded in the year ending March 2022 compared to 197 last year. 187 prisoners recorded their legal gender as male and 43 as female. 197 of the 230 transgender prisoners were from a white ethnic background.

In the year ending March 2022, there were 88 applications made to Mother and Baby Units for admission. Last year there were 62. This resulted in 26 mothers and 23 babies in an MBU by the end of the year. 72% of women from a white ethnic background and 63% of women from a black, Asian and minority ethnic (excluding white ethnic) background had their applications approved by a board for admission into an MBU.

The proportion of prisoners on Standard Incentives status was highest for 'other ethnicity', 'mixed ethnicity' or 'black and black British' ethnicity where 60%, 51% and 48% respectively were recorded in 2022. The proportion of prisoners on Standard Incentives decreased with age where 68% of prisoners between 18 and 20 had this status and 31% of those aged 60 and over had a Standard Incentives status.

In the year ending March 2022, 2,300 accredited programmes started compared to only 744 the previous year. Nearly all the accredited programme starts were made by male prisoners (95% or 2,100). 36% (or just over 800) of accredited programmes were started by offenders aged between 30 and 39 years.

Offenders from mixed ethnic groups and white ethnic groups were more likely to breach their orders in the latest year's data (34% from mixed ethnic groups, 33% from white ethnic groups compared to 25% from other ethnic groups and 24% from Asian ethnic groups). Offenders identifying as gay/lesbian were less likely to breach their orders (23% breach rate compared to 31% of offenders overall).

## **Contents**

<b>Statistician's comment</b>	2
<b>Introduction</b>	4
<b>1. Prison Population</b>	5
<b>2. Transgender Prisoners</b>	7
<b>3. Mother and Baby Units</b>	10
<b>4. Incentives</b>	14
<b>5. Accredited Programmes for Offenders in Custody</b>	17
<b>6. Breaches of Community Orders (COs) and Suspended Sentence Orders (SSOs)</b>	21
<b>Further information</b>	30
<b>Contact</b>	30

## **Products published to accompany the HMPPS Offender Equalities Annual Report 2021/22**

The following products are published as part of this release:

- An annual report, containing commentary on key trends over time for protected characteristics.
- A technical guide, providing further information on how the data are collected and processed; alongside relevant legislative or operational information relating to the topic area.
- A set of tables for each chapter, giving national trends over time; and covering key topic areas in this bulletin.

## Introduction

Her Majesty's Prison and Probation Service (HMPPS) is an executive agency of the Ministry of Justice; with the goal of helping prison and probation services work together to manage offenders through their sentences. HMPPS replaced the National Offender Management Service (NOMS) on 1 April 2017.

The HMPPS Offender Equalities 2021/22 report contains the latest information on progress and achievements pertaining to equalities objectives, as stated in the Equality Act 2010.

The Equality Act 2010 lists nine protected characteristics:

- Age
- Disability
- Gender reassignment
- Marriage and Civil partnership
- Pregnancy and maternity
- Race
- Religion or Belief
- Sex
- Sexual orientation

This report focuses on those protected characteristics where data are collected and are of sufficient quality for statistics to be meaningful. In general, this report is limited to analysis on sex, age, race (ethnicity), religion or belief, marriage and civil partnership, gender reassignment and sexual orientation for these reasons. Where data are available for other protected characteristics at sufficient quality and with sufficient coverage to be meaningful, they are also presented and considered.

The report presents some analysis by individual characteristic and is meant to serve as a guide for further research. In many cases, more than one factor (e.g. age and another protected characteristic, criminal history, socio-economic) might have an effect on an outcome.

Data presented in this report have been drawn from administrative IT systems and data collections. Although care is taken when processing and analysing the data, the level of detail collected is subject to the inaccuracies inherent in any large-scale recording system.

This year publication will not include statistics on Community order / SSO completions. For 2021/22, following changes to the probation performance framework, there is no comparable data for the chapter on Community Order/SSO completions that appeared in the 2020/21 publication.

Information on Electronic monitoring has been moved out of the HMPPS Offender Equalities Report to a separate publication that was published quarterly:

<https://www.gov.uk/government/collections/electronic-monitoring-publication>

# 1. Prison Population

---

## **Males comprised 96% of the prison population**

Proportionally males make up 96% of the total prison population and females 4%. These proportions have remained static since the beginning of the series.

---

## **White<sup>1</sup> prisoners made up almost three quarters (72%) of the prison population**

On 31 March 2022, prisoners who self-declared as being from a black or black British ethnic background made up 13% (10,083) of the prison population in England and Wales. Prisoners who declared their ethnicity as Asian, Asian British, mixed or other ethnic group represented 11,721 (or 15%) of all prisoners. These proportions have remained fairly similar since 2013.

---

## **The majority (33%) of prisoners were in the 30 to 39 age group**

As at 31 March 2022, the second largest group were in the 40 to 49 age group which covered 19% (15,179) of the prison population. For all age groups there was little change in proportion compared to the previous year.

---

## **Almost half (45%) of the prison population that specified a religion or belief self-identified as being Christian in March 2022**

As of 31 March 2022, 32% (25,068) prisoners identified as having no religion and 17% (13,858) identified as a Muslim.

---

## **In the latest quarter, 97% of prisoners who declared a sexual orientation reported that they were heterosexual**

This is broadly comparable with trends reported over the past ten years.

---

Data for prisoner protected characteristics relating to sex, age, ethnicity and religion or belief are published in Offender Management Statistics Quarterly (OMSQ). OMSQ is available at: <https://www.gov.uk/government/statistics/offender-management-statistics-quarterly-october-to-december-2020>. This chapter therefore contains only a breakdown of data on sexual orientation of the prison population in England and Wales which has not been published elsewhere.

The prison population was 79,773 on 31 March 2022<sup>2</sup>, which represented a 2% increase compared with March 2021 (78,058). All COVID-19 related restrictions ended in England in July 2021, though restrictions were still in place in Wales until May 2022. The existing prison population will likely be affected somewhat by the lifting of these restrictions. In March 2020 changes to the prison regime were introduced to limit the spread of COVID-19 and to protect the lives of those who live and work in our prisons. These regime changes were in place throughout 2021/22 except for the two months of October and November 2021. As of March 2022, all regime changes have been removed.

---

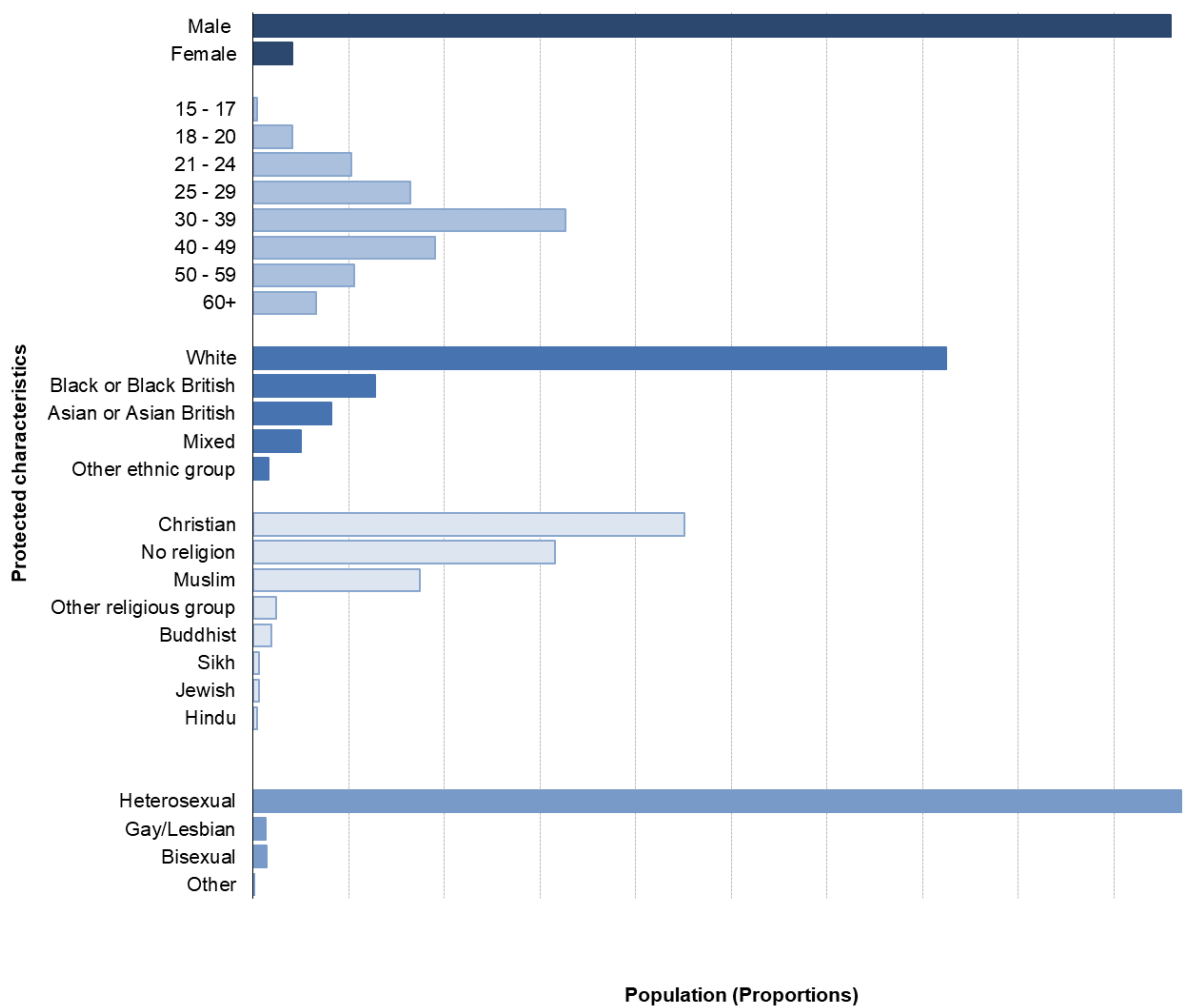
<sup>1</sup> The ethnicity "white" includes white British/ Welsh/Scottish/Northern Irish, Irish, Gypsy and Irish Traveller.

<sup>2</sup> The prison population is a snapshot of the number of prisoners across all estates in England and Wales on 31 March.

**97% of prisoners who recorded a sexual orientation declared that they were heterosexual (Tables 1.2 and 1.3)**

Of prisoners who declared their sexual orientation<sup>3,4</sup> 97% (65,397) identified as heterosexual. gay/lesbian and bisexual offenders accounted for 1.3% (909) and 1.5% (980) of the total prison population respectively. Those who identified as “Other”<sup>5</sup> comprised 0.2% (113) of the total population. These proportions were calculated excluding individuals whose sexual orientation is stated as “Refusal/Not Disclosed” or “Not Known”.

**Figure 1.1: Prison Population by Protected Characteristic, England and Wales, 2021/2022 (Source: OMSQ/HMPPS Performance Hub, Tables 1.1 and 1.2)**



<sup>3</sup> Sexual orientation is self-reported by prisoners, and likely to be under-reported. Data are drawn from internal Management Information and therefore differs from other population totals.

<sup>4</sup> The declaration rate for sexual orientation was 84%, based on an average of the prison population taken over the quarter (between January and March 2022).

<sup>5</sup> It is not possible to provide information about the “Other” category.

## 2. Transgender Prisoners

---

### **There were 230 transgender prisoners in the 2022 data collection**

This was an increase on the figure of 197 recorded in 2021.

---

### **Most reported their legal gender as male**

187 prisoners reported their legal gender as male, 43 as female.

---

### **There were 21 transgender prisoners from an ethnic minority background**

Where ethnicity was known, 10% of the transgender prison population were from an Ethnic Minority background, this is a decrease from 11% in 2021.

---

### **There were an additional 11 prisoners known to have a Gender Recognition Certificate**

This is up from 10 on 31st March 2021.

---

### **Most transgender prisoners were in the men's estates**

181 transgender prisoners were in male estates and 49 were in female estates. There were 6 transgender women in female establishments.

---

For the purposes of this report, transgender prisoners are defined as those individuals known within prison to be currently living in, or presenting in, a gender different to their legal gender<sup>6</sup> and who have had a local case board (as defined by 'The Care and Management of Individuals who are Transgender' policy framework<sup>7</sup>) and is known to the diversity and inclusion lead within the individual prison where they are housed.

Prisoners who have a full Gender Recognition Certificate (GRC) are excluded from any analysis within this report. Only an overall count is provided to ensure compliance with the Gender Recognition Act 2004<sup>8</sup>. Statistics on the number of applications to the Gender Recognition Panel are published in Tribunals and gender recognition statistics quarterly at [www.gov.uk/government/collections/tribunals-statistics](http://www.gov.uk/government/collections/tribunals-statistics).

The figures reported in this bulletin give an estimate of the number of transgender prisoners and are likely to underestimate the true number. This is because some transgender prisoners, both with and without GRCs, may not have declared that they are transgender or had a local case board. Additionally, the prison population is dynamic, meaning prisoners may have entered or left prison outside the time period of the data collection.

Details of the number of transgender prisoners were provided by Equalities Representatives in public and private prisons in England and Wales, on 31<sup>st</sup> March 2022.

### **Legal Gender and Gender Identity**

---

<sup>6</sup> Legal gender is the gender recorded on a person's birth certificate, or on their Gender Recognition Certificate where they have acquired one.

<sup>7</sup> This replaced PSI 17/2016 – The Care and Management of Transgender Offenders in August 2019.

<sup>8</sup> A count of the number of prisoners with a GRC was collected for the first time in 2021. The Gender Recognition Act 2004 makes it an offence to disclose that someone has a GRC, so it was necessary to ensure that prisoners' anonymity was maintained. Therefore, no information on the prisoners' other personal characteristics was collected, only the total number of these prisoners.

There were 230 prisoners living in, or presenting in, a gender different from their legal gender and who have had a local case board. Of these, 187 reported their legal gender as male, 43 reported their legal gender as female.

When asked about the gender with which the prisoner identified from the following categories, 168 identified as transgender female<sup>9</sup>, 42 as transgender male<sup>10</sup>, 13 as non-binary<sup>11,12</sup> and 7 self-identified in a different way or did not provide a response.

There were 11 prisoners known to have a Gender Recognition Certificate as of 31<sup>st</sup> March 2022. These prisoners are not included in the transgender figures included in this report.

## **Prison Establishments and Gender Identity**

79 of the 123 public and private prisons (64%) in England and Wales said that they had one or more transgender prisoners.

Of the 230 transgender prisoners:

- 49 were in female prisons, with 6 self-identifying as transgender female.
- 181 were in male prisons, with 162 self-identifying as transgender female

Due to small number of transgender prisoners, it is not possible to provide further breakdowns without being disclosive of personal data inconsistent with data protection regulations. More information on these can be found in the accompanying technical guidance document.

## **Age and Ethnicity**

21 of the 230 transgender prisoners reported they were from an ethnic minority (excluding white ethnic) background and 197 were from a white background. There were 12 transgender prisoners who chose not to disclose their ethnicity. The proportion of transgender prisoners from ethnic minority backgrounds (excluding white minority ethnic) decreased from 11% in 2021 to 10% in 2022.

Most self-declared transgender prisoners were aged 30 – 39 and 40 – 49, with 54 and 52 prisoners respectively in each group in the 2022 data collection. The distribution of transgender prisoners across age categories in 2022 has not changed compared with 2021 and is broadly like the age distribution of the general prison population.

Based on this exercise, there were 2.9 transgender prisoners reported per 1,000 prisoners in custody on 31<sup>st</sup> March 2022, an increase from 2.5 per 1,000 on 31<sup>st</sup> March 2021. The transgender prison population increased by 17% compared with 2% for the prison population over the same period.

---

<sup>9</sup> Transgender females for this collection are defined as prisoners with a legal gender of male who identify as female.

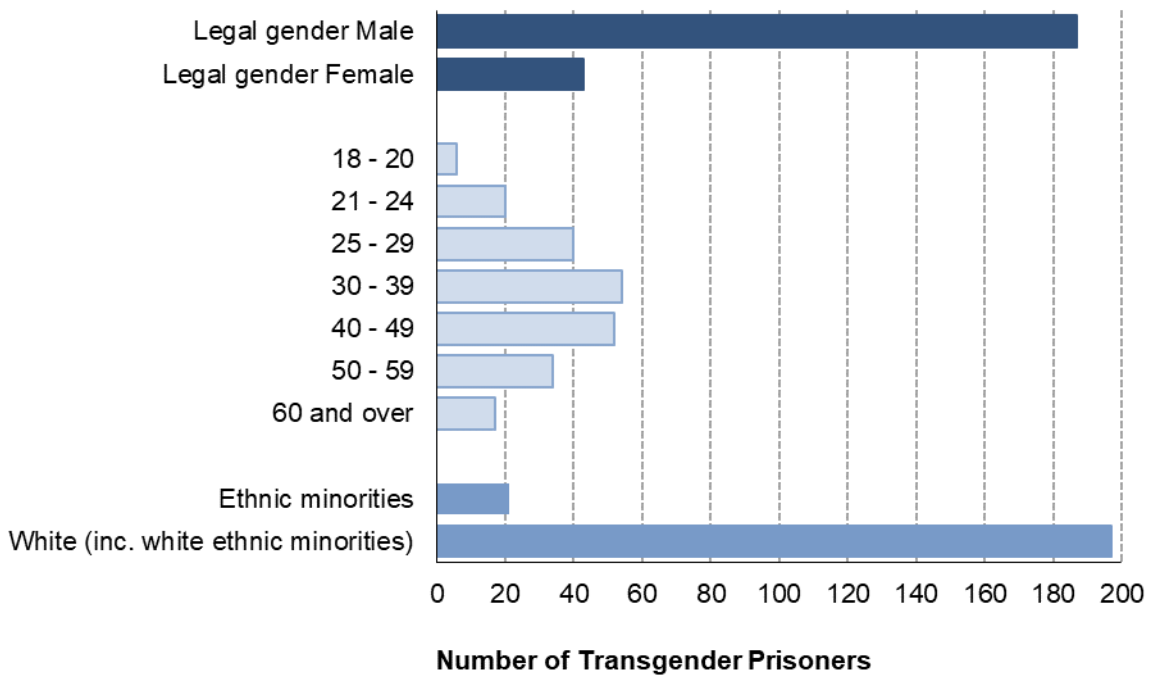
<sup>10</sup> Transgender males are defined as prisoners with a legal gender of female who identify as male.

<sup>11</sup> Beginning with the 2021 collection, “non-binary” is presented as a category for the gender within which the prisoner identifies.

<sup>12</sup> Not all individuals who identify as non-binary are managed via LCBs and so this is likely to result in an undercount of the number of non-binary individuals in the prison estate. Non-binary prisoners are managed in part of the prison estate which matches their legal gender.



**Figure 2.1: Number of Transgender Prisoners by protected characteristic, 31<sup>st</sup> March 2022**  
(Source: Table 2.2)



### 3. Mother and Baby Units

---

**There were 42% more applications received for admission into a Mother and Baby Unit in 2021/2022 compared to the previous year**

88 applications were received for admission into an MBU for 2021/2022, an increase from 62 applications the year before

---

**The proportion of applications approved increased to 72% in the 12 months ending March 2022, an increase from 60% the year before**

Of the 60 applications approved or refused by a board, 43 of them were approved and 17 were refused

---

**White women had more applications approved than women from ethnic minority (excluding white minority) backgrounds**

In the 12-months to March 2022, 72% of women from a white ethnic background received approval from a Board, compared to 63% of offenders from an ethnic minority (excluding white minorities) background.

---

**Applications from women aged 30 or under recorded the highest levels of approvals**

Women in this age group that received a recommendation had 74% of their applications approved compared to woman over 30 who had 67% of applications approved.

---

**Applications from women who described themselves as having no religion had the highest levels of approvals**

During the latest year, women who self-identified as having 'no religion' had 79% of applications approved and Christian women had 60% approved.

---

A Mother and Baby Unit (MBU) is a designated separate accommodation unit within a women's prison which enables mothers, where appropriate, to have their children with them. Women who are pregnant or who have children under the age of 18 months can apply for a place in an MBU<sup>13</sup>. General statistics on women in MBUs can be found in the HMPPS Annual Digest 2021/22<sup>14</sup>. This report provides details of the protected characteristics of women making applications to MBUs and the outcome of the application.

There are currently 6 MBUs in operation across the women's prison estate in England and Wales which provide an overall total capacity of 64 places for mothers. However, there are a total of 70 places for babies to allow for twins and multiple births.

---

<sup>13</sup> Further details about the MBU admissions process are given in the Guide.

<sup>14</sup> HMPPS Annual Digest, April 2021 to March 2022 - GOV.UK ([www.gov.uk](http://www.gov.uk))

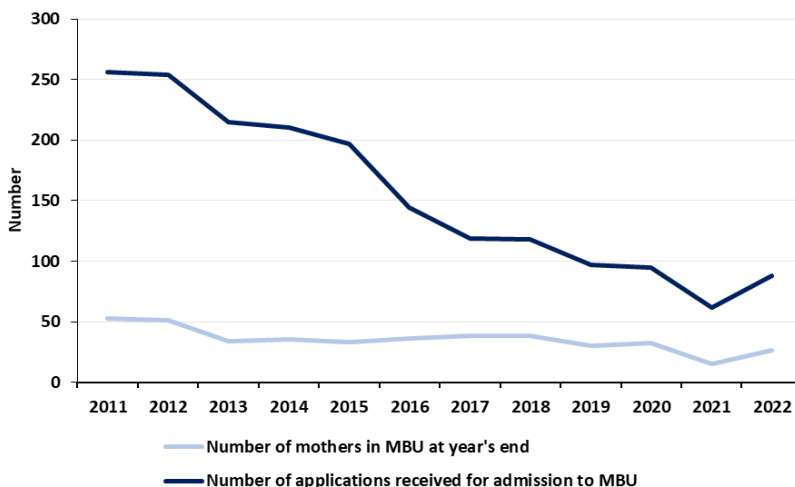
It should be noted that:

- Multiple applications can be submitted by one woman<sup>15</sup>.
- Recommendations on applications (e.g. an approval or refusal) may not be made in the same reporting year as the application was received.
- Not all applications will receive a recommendation, as the application may not proceed for a number of reasons (e.g. a woman may withdraw her application or leave custody).
- An approval to an MBU does not mean that a mother and baby/babies will be received into an MBU, as alternative arrangements could be made for care after the application is submitted.
- An application may be refused for several reasons, for example due to an interim Care Order by Children’s Services. All recommendations are based on evidence of what is in the best interests of the baby/babies in each case, in consultation with the relevant professionals and partner agencies.
- Every effort is made to ensure admissions processes are administered in a timely fashion to ensure any anxiety is reduced for applicants, however unavoidable delays might arise in some cases. For example, where an assessment is being carried out by Children’s Services.

**The total number of applications received increased over the past 12-months (Tables 3.1 and 3.2)**

In the 12-months ending March 2022, 88 applications were received for admission into an MBU; 42% more applications than in the previous year when 62 applications were received. Until this year, applications had been falling since 2011. Of the 60 applications which resulted in a recommendation from an Admissions Board, 43 (72%) applications were approved, an increase on the year before from where 60% were approved. The overall women’s prison population has reduced since the start of 2020 due to the Covid-19 pandemic, which impacted the processing of criminal cases in the courts, and during which MoJ facilitated temporary and early release schemes for specified cohorts, subject to appropriate risk assessments, in order to protect the NHS and save lives. These cohorts included pregnant women who might have applied for a placement.

**Figure 3.1: Number of applications received to an MBU, England and Wales, for the years 2011 to 2022 (Source: Table 3.1)**



<sup>15</sup> Multiple applications can be submitted by one woman over the duration of the financial year period; therefore, application volumes will usually be higher than counts for individual mothers.

**Applications from women aged 30 or younger recorded the highest proportion of approvals<sup>16</sup> (Figure 3.2 and 3.3, Table 3.2)**

In the 12-months ending March 2022, most applications came from women aged 30 and under (41 applications). 35 of these applications received a recommendation from the Admissions Board and, of those that received a recommendation, 74% (26) were approved.

Applications from women aged over 30 were less likely to be approved, 67% of applications that received recommendations were approved. There were 36 applications from this age group, 21 received a recommendation from the Admissions Board and 14 were approved.

**For approved applications, there was a greater number of women from a white ethnic background than from a minority ethnic (excluding white minority) background and women from a white ethnic background were more likely to have their applications approved. (Figure 3.2 and 3.3, Table 3.2)**

In the year to March 2022, of the 88 applications made to Admissions Boards, 63 (72%) were from women with a white ethnic background and 14 (17%) were from women with a minority Ethnic background.

Women from white ethnic backgrounds comprised 34 (77%) of the 44 approved applications in the latest year, while applications from women with a minority ethnic background made up 15% (5) of the total number of approved applications.

63% of applications from women of a minority ethnic background were approved by the Board, compared with 72% of applications from women of a white ethnic background.

**Applications from women with no religion or of Christian faith were most common (Table 3.2)**

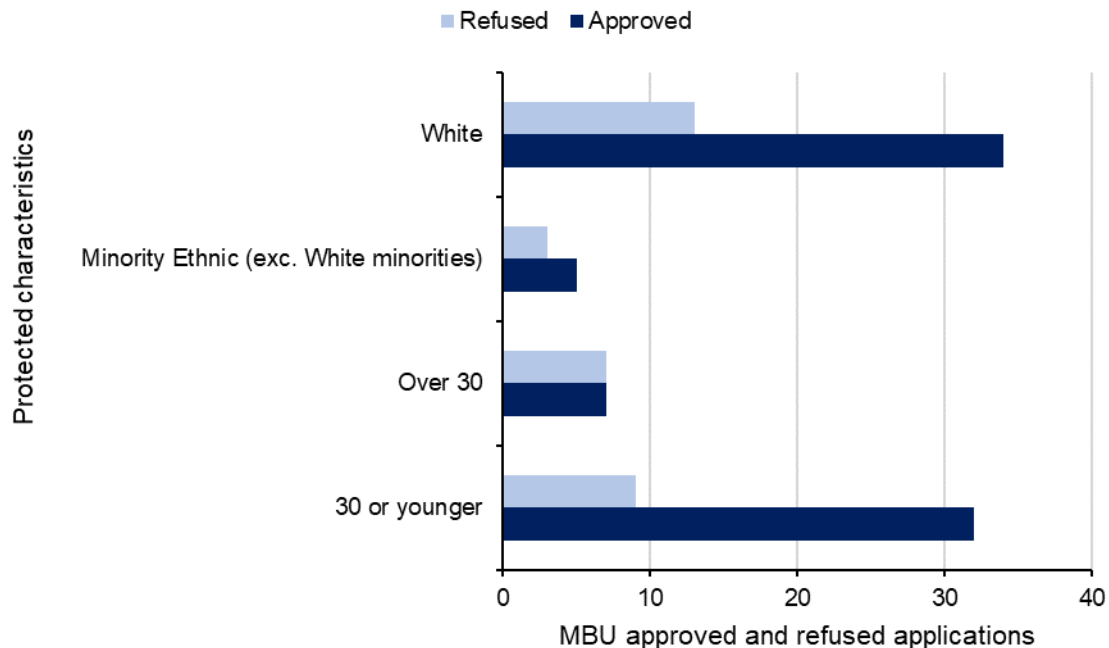
In the 12-months ending March 2022, the highest number of applications made were from those self-identifying as having no religion or from those of Christian faith, accounting for 40 (45%) and 32 (36%) applications respectively.

Out of the applications which received a recommendation from the board, 79% were approved for women who self-identified as having no religion. For women who self-identified as having a Christian faith, 60% of applications that received a recommendation from the board were accepted. Woman who self-identified as being part of an “Other religious group” had 67% of applications which received a recommendation being approved.

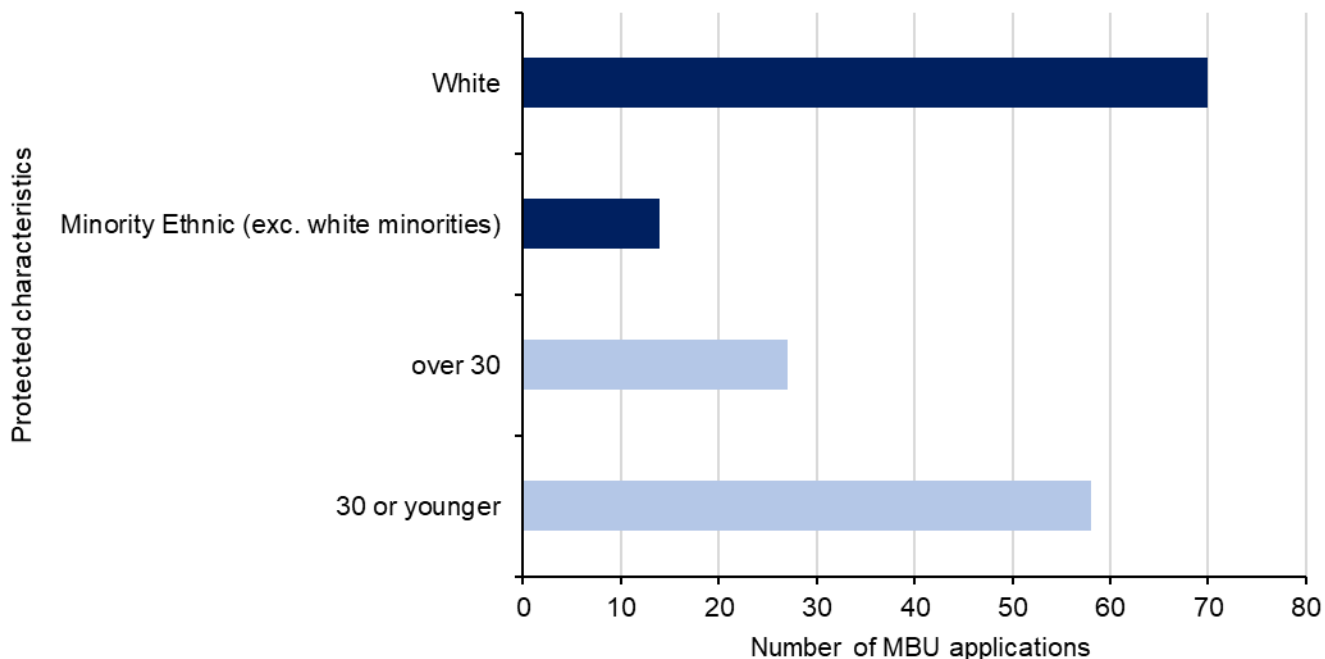
---

<sup>16</sup> Approved applications out of the total number that were approved or refused.

**Figure 3.2: Number of applications received to an MBU, by protected characteristic, England and Wales, the 12-months ending March 2022 (Source: Table 3.2)**



**Figure 3.3: Number of applications by protected characteristics, approved and refused to an MBU in England and Wales, the 12-months ending March 2022 (Source: Table 3.2)**



## 4. Incentives

---

### **The proportion of prisoners on Standard Incentives status was highest for other ethnicity, mixed ethnicity and black or black British prisoners**

On 31 March 2022, 60%, 51% and 48% respectively of prisoners with a Standard Incentives status were of other ethnicity, mixed ethnicity and black or black British ethnicity. This compares with 45% for prisoners who identified as Asian and Asian British and 46% for white ethnicity prisoners.

---

### **The proportion of prisoners on a Standard Incentives status decreased with age**

68% of prisoners aged between 18-20 were on Standard Incentives status compared with 31% for prisoners aged 60 and over.

---

### **A higher proportion of male than female prisoners were on Enhanced Incentives status**

51% of male prisoners compared with 45% of female prisoners were on an Enhanced Incentives status.

---

### **Prisoners self-declaring as Muslim had the lowest proportion of prisoners on Enhanced Incentives status, at 48%**

The highest proportion of prisoners on Enhanced Incentives status when considering religion were those who identified as having either Buddhist faith or any other religion, 65% and 63% respectively.

---

### **The proportion of heterosexual prisoners on Enhanced Incentives was lower than for gay/lesbian or bisexual prisoners**

52% of heterosexual prisoners compared with 64% of gay/lesbian and 60% of bisexual prisoners were on Enhanced Incentives status.

---

An incentives scheme (formerly known as Incentives and Earned Privileges - IEP) was introduced in 1995 with the expectation that prisoners would earn additional privileges through demonstrating responsible behaviour and participation in work or other constructive activity. They allow prisoners to earn privileges through good behaviour and engagement in the regime and rehabilitation. Privileges can also be lost through poor behaviour. The IEP scheme operated on four levels: Basic, Entry, Standard and Enhanced, until August 2019 when Entry level was abolished. It was replaced by the Incentives Policy Framework in January 2020. The new policy has a greater focus on incentivising positive behaviour, providing consistency in key areas, whilst giving governors greater flexibility to tailor incentives to the local needs and challenges in their prison.

Prisoners typically start on Standard level, and positive behaviour can be rewarded with progression to Enhanced, while poor behaviour can result in prisoners being placed on Basic – with the associated increase or reduction in privileges. Basic level provides access to the safe, legal and decent requirements of a normally running regime.

### **General incentives trends (Source: Table 4.1)**

On 31 March 2022:

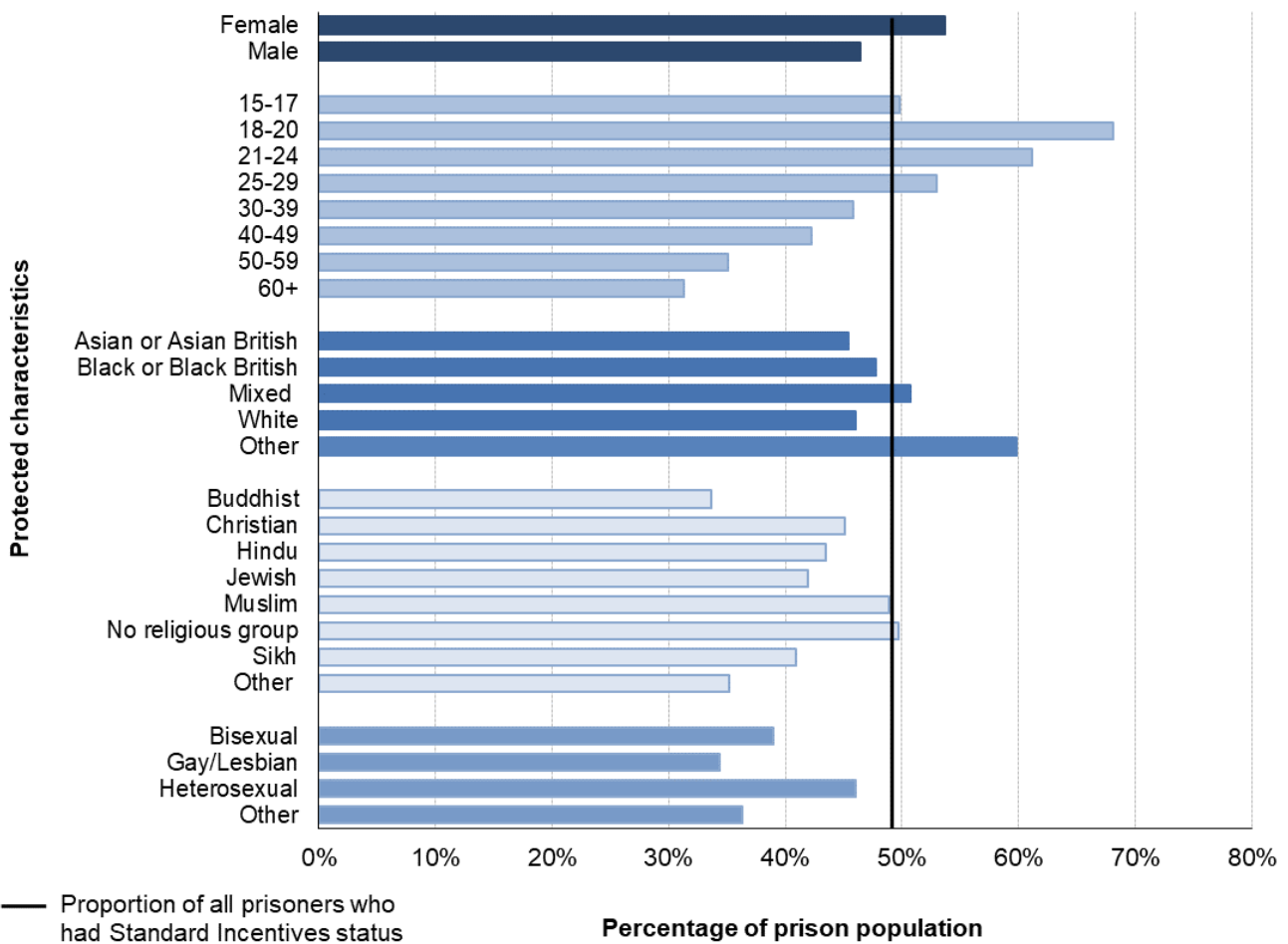
- 47% of the prisoner population had Standard incentives status and 51% had Enhanced status, while 2% had Basic status.
- The proportion of prisoners with Enhanced status has been rising since March 2016, when 36% of prisoners had Enhanced status.

**Prisoners with Standard incentives status (Table 4.1, Figure 4.1)**

On 31 March 2022:

- Female prisoners were more likely to have a Standard Incentives status (54%) compared to male prisoners (46%).
- Prisoners in the 18-20 age group had the largest percentage of individuals on Standard Incentives status (68%), compared to those in the 60 and over age group who had the lowest percentage of individuals on a standard incentive’s status (31%).
- Other ethnicity, mixed ethnicity and black or black British ethnicity prisoners had the highest proportions of prisoners on Standard Incentives status, at 60%, 51% and 48% respectively. This was higher than for Asian and Asian British and white prisoners (45% and 46% respectively) at the same point in time.
- Prisoners with a Muslim religion and those with no religious group had the highest proportions of individuals with a Standard Incentives status at 49% and 50% respectively.
- Heterosexual prisoners had the highest proportion of Standard Incentives status at 46%.

**Figure 4.1: Percentage of prisoners with Standard incentives status split by protected characteristic, 31 March 2022 (Source: Table 4.1)**

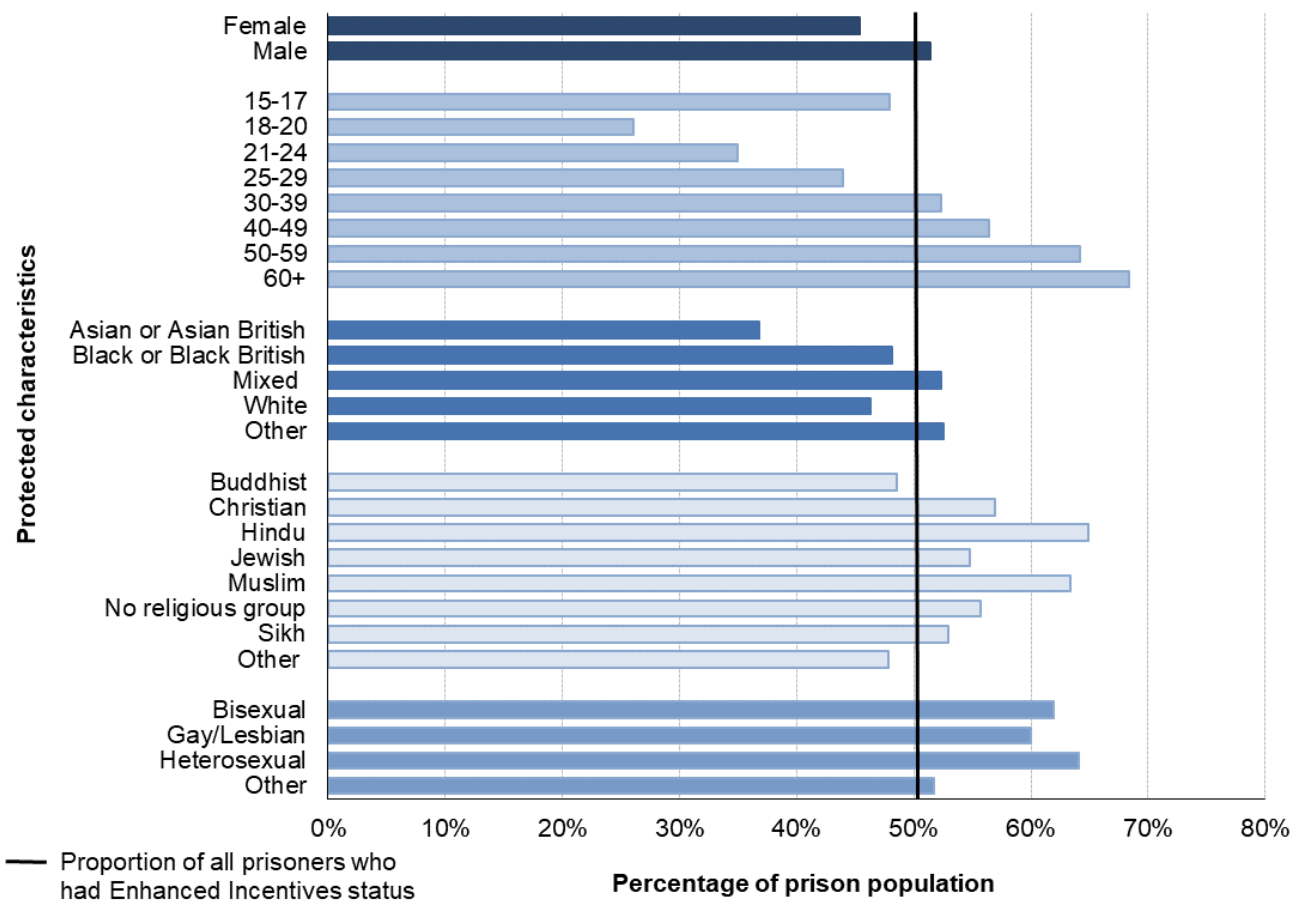


**Prisoners with Enhanced incentives status (Table 4.1, Figure 4.2)**

On 31 March 2022:

- There was a higher proportion of male prisoners (51%) with Enhanced incentives status than females (45%).
- The proportion of prisoners with an Enhanced Incentives status increased with age for those aged 18 and over, with 26% of prisoners aged 18-20 and 68% of those aged 60 and over having an Enhanced incentives status.
- Asian or Asian British and white ethnic group prisoners had the highest proportion of individuals on Enhanced Incentives status; 53% and 52% respectively. The proportion of prisoners with an Enhanced Incentives status was lowest in the other ethnic group at 37%. Black or black British and mixed ethnic groups had 48% and 46% of prisoners having an Enhanced status.
- Prisoners who self-declared as having either other religious belief or Buddhist faith had the highest proportion of prisoners on Enhanced Incentives status at 63% and 65% respectively. Prisoners who declared their religious belief as Muslim had the lowest proportion of individuals with an Enhanced Incentives status at 48%.
- The proportion of prisoners with an Enhanced Incentives status was highest among those whose sexual orientation was reported as gay/lesbian (64%) and other (62%), for individuals who self-declared as bisexual it was 60%. The proportion was lowest for heterosexual prisoners (52%).

**Figure 4.2: Percentage of prisoners with Enhanced incentives status split by protected characteristic, 31 March 2022 (Source Table 4.1)**





## 5. Accredited Programmes for Offenders in Custody

---

### **Of offenders starting an accredited programme, 95% were male and 5% were female**

In the 12-months ending March 2022, there were 2,297<sup>17</sup> accredited programme starts. Male offenders started 2,136 accredited programmes. The number of starts for female offenders was 108, making up 5% of the total number of starts, this is similar to the proportion of the prison population that were female.

---

### **Of all accredited programme starts, 36% (807) of offenders were aged between 30 to 39 years**

46% (368) of starts across this age group were for general offending programmes.

---

### **Of all accredited programme starts, 77% were offenders from a white ethnic background (including white ethnic minorities)**

Prisoners from a white ethnic background made up 88% of sexual offending programmes (SOTP), 79% of domestic violence programmes and 75% of general offending programmes.

---

### **There were 1,848<sup>18</sup> accredited programme completions<sup>19</sup> in the financial year ending March 2022**

Male offenders made up 95% (1,715) of the total number of completions and females in custody comprised 5% (93) of all completions.

---

### **Of all accredited programme completions, 46% were individuals identifying as having a Christian religion**

Offenders with a Christian faith comprised 46% each of all individuals who completed a general offending, sexual offending or violence programme. One-third (33%, 32) of starts were for offenders who had no religion or belief.

---

### **Of all offenders completing accredited programmes in custody, 86% of individuals were single, not married and not in a civil partnership**

7% were married or in a civil partnership, whilst 4% identified as cohabiting.

---

Accreditation is a system for ensuring that treatment programmes offered to offenders, which aim to reduce reoffending, have a proper theoretical basis and are designed in accordance with the 'What Works' literature.

---

<sup>17</sup> There were 53 starts where gender was not known.

<sup>18</sup> There were 40 completions where gender was not known.

<sup>19</sup> Total volumes over the financial year for starts and completions will not necessarily match. This is because an offender who completed in the current financial year might have started the programme in previous years.

HMPPS commissions a range of accredited programmes<sup>20</sup>; varying in length, complexity and mode of delivery. Programmes have been developed to target the particular risks and needs for different types of offending behaviour. To achieve accreditation, programmes must be assessed to make sure they are targeting the right people, focusing on the right things, and being delivered in a way that is most likely to reduce reoffending. All HMPPS-commissioned accredited programmes are subject to quality assurance processes to ensure programme integrity is maintained and developed.

### **Offenders who started<sup>21,22</sup> an Accredited Programme<sup>23</sup> (Tables 5.1 to 5.7)**

In the 12-months ending March 2022:

- There were 2,297 accredited programme starts. 44% (1,000) of these were general offending programmes and 23% each were sexual offending-related programmes and violence programmes (536 and 520 respectively). Domestic violence programmes made up 5% (15) of all programme starts, while substance misuse and extremism programmes comprised 4% and 1% (91 and 25 respectively) of all starts.
- Male offenders made up 95% (2,136) of all accredited programme starts, while females in custody made up 5% (108) of all starts.
- 36% (807) of offenders starting accredited programmes were aged between 30 to 39 years and 17% (370) of starts were for offenders aged under 25. Offenders aged 60 and over comprised 3% (65) of all starts.
- Offenders in custody from an ethnic minority (excluding white ethnic minorities) background comprised 23% (520) of programme starts and the remaining 77% (1,720) were offenders from a white ethnic (including white ethnic minorities) background.
- 46% (1,035) of offenders who started accredited programmes in custody were Christian. One-third (33%, 32) of offenders who started a programme reported no religion or belief. Prisoners with a Muslim faith comprised 15% (341) of all starts.
- 87% (1,827) of all offenders starting an accredited programme were single, not married and not in a civil partnership, but 11% (228) were married or in a civil partnership or cohabiting.

---

<sup>20</sup> A complete list of accredited programmes for offenders in custody can be found at: [https://assets.publishing.service.gov.uk/government/uploads/system/uploads/attachment\\_data/file/1111709/2022\\_10\\_18\\_Descriptions\\_of\\_Accredited\\_Programmes\\_for\\_gov.uk.pdf](https://assets.publishing.service.gov.uk/government/uploads/system/uploads/attachment_data/file/1111709/2022_10_18_Descriptions_of_Accredited_Programmes_for_gov.uk.pdf)

<sup>21</sup> Under exceptional circumstances, offenders in custody can start more than one accredited programme in any financial year. The figures presented in this chapter refer to the number of starts and might not equal the number of offenders who started any given programme during the same financial year.

<sup>22</sup> Regime changes were in place throughout 2021/22 except for the two months of October and November 2021. As of March 2022, all regime changes have been removed.

<sup>23</sup> All prison accredited programmes are suitable for males; with Thinking Skills Programme (TSP), Healthy Identity Intervention (HII), Control of Violence for Angry Impulsive Drinkers (COVAID) and Building Skills for Recovery (BSR) suitable for both males and females.

## Offenders who completed an Accredited Programme (Tables 5.8 to 5.14, Figure 5.1)

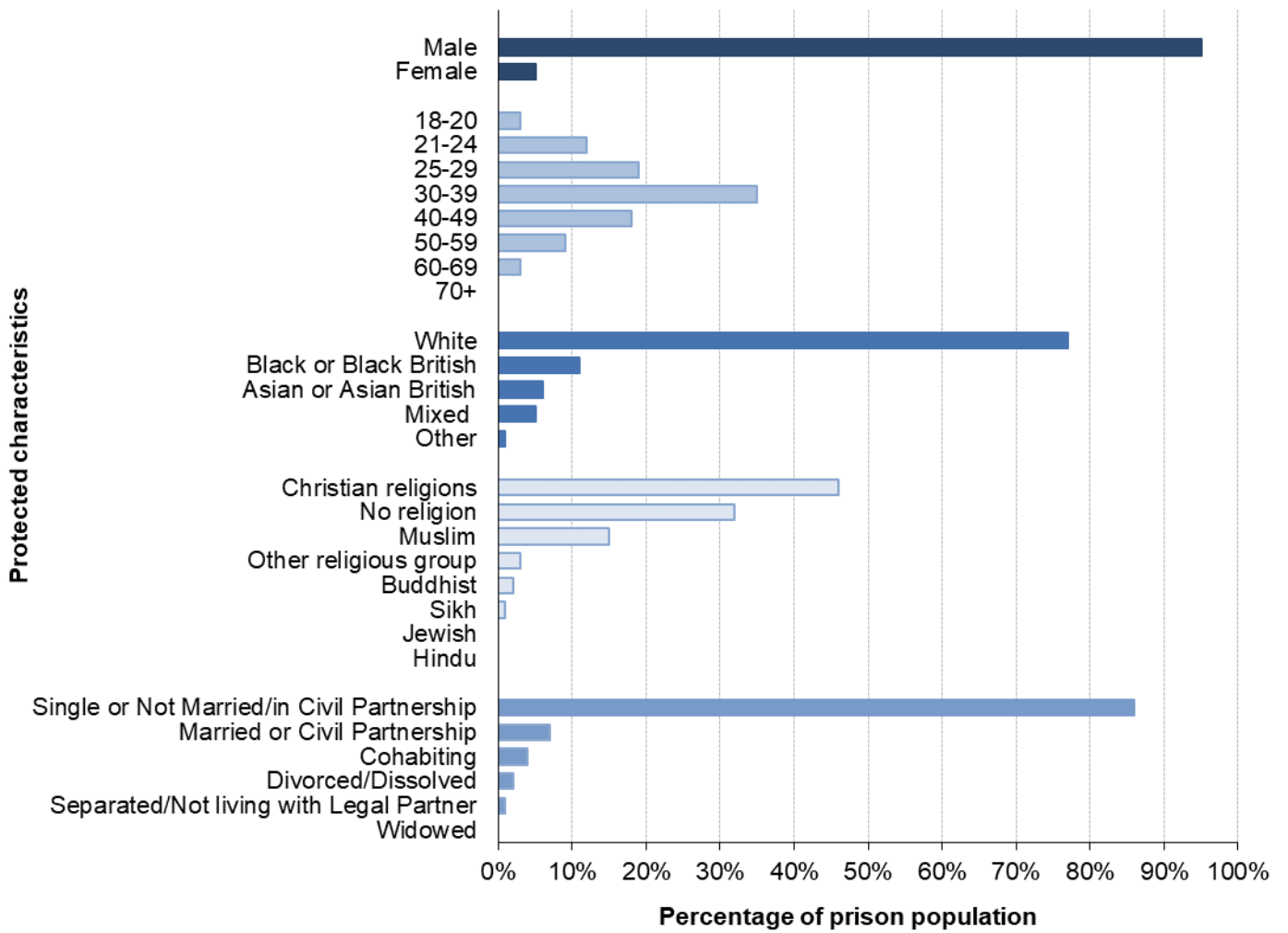
In the 12-months ending March 2022:

- There were 1,848 programme completions. General offending programmes accounted for 47% (865) of all accredited programmes completed in custody, while 22% (400) were sexual offending programmes and 21% (387) violence programme completions. Domestic violence programme completions (94) and substance misuse programme completions (84) each accounted for 5% of all completions. There were 18 completions for the extremism programme (1% of completions).
- Of all completions, male offenders comprised 95% (1,715) and females made up 5% (93).
- 35% (641) of completed accredited programmes were by offenders aged 30-39. Offenders in custody aged 18-20 accounted for 3% (62) of completed accredited programmes. Offenders aged 60 and over comprised 3% (59) of the total number of completions.
- While prisoners with a white ethnic (including white ethnic minorities) background accounted for 77% (1,385) of programme completions<sup>24</sup>. Offenders from an ethnic minority (excluding white ethnic minorities) background accounted for 23% (420) of programme completions.
- Offenders in custody with a Christian religion comprised 46% (834) of all accredited programme completions, while those with no religion made up 32% (574). Offenders of Muslim faith accounted for 15% (271) of accredited programme completions.
- 86% (1,461) of accredited programme completions were by individuals who were single, not married and not in a civil partnership. 7% were by married or in a civil partnership, whilst 4% were by prisoners who identified as cohabiting.

---

<sup>24</sup> On 31 March 2022, 72% of the overall prison population were from a white ethnic background while 28% were from an ethnic minority (excluding white ethnic) background. Please note that the prison population count was a snapshot of the population on this date, whereas accredited programme completions data cover the full 12-month financial year period from April 2021 to March 2022.

**Figure 5.1: Completions for accredited programmes in custody by protected characteristic, 12-months ending March 2022 (Source: Tables 5.8 to 5.14)**



## 6. Breaches of Community Orders (COs) and Suspended Sentence Orders (SSOs)

---

### **Men are more likely to be breached than women**

32% of men on CO/SSOs were breached at least once in their sentence compared to 27% of women in 2021/22.

---

### **Breach rate generally decreases with age**

40% of 18 to 20-year olds were breached compared to just 12% of over 60-year olds

---

### **Offenders from white ethnic groups are more likely to be breached**

33% of offenders from white ethnic groups were breached compared to 30% of offenders from black or black British ethnic groups, 25% of offenders from other ethnic groups and 24% from Asian Ethnic groups.

---

### **Offenders recorded as having religion are less likely to be breached than those recorded as having no religion**

For instance, 31% of Christians and 30% of Muslims were breached compared to 34% of offenders of no religion.

---

### **Offenders identifying as gay/lesbian are less likely to be breached**

Just 23% of gay/lesbian offenders were breached compared to 31% of offenders overall.

---

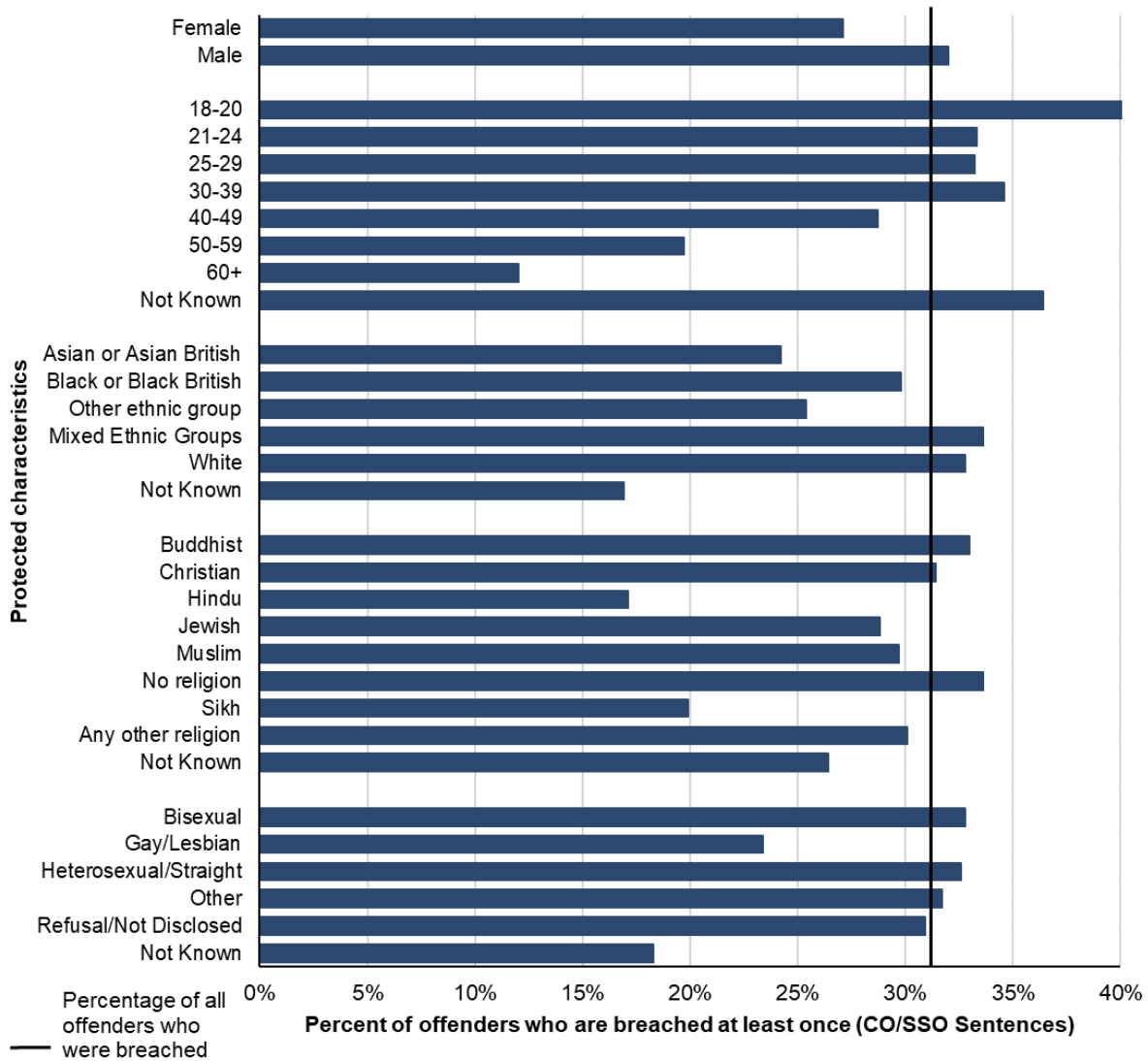
This chapter examines breach rates for offenders on Community Orders and Suspended Sentence Orders, by different protected characteristics.

By looking at Community Orders and Suspended Sentence Orders which terminated during a given year, this measure calculates what percentage of them were breached. Breached in this context means that the Probation Service took breach action in response to an alleged failure to comply or further offence on the part of the offender. In order to capture all cases where the probation service took action, this also includes those where the breach was not proven.

This is a binary measure (counting cases as either breached or not breached) and therefore does not take account of frequency of breaches. Cases which terminate for neutral reasons (neither a successful completion nor order expiration, nor revocation for non-compliance or further offence, nor activation of a suspended sentence), are excluded from the data, for example where the offender died, was transferred to another jurisdiction or was deported, or where the Order was revoked on appeal.

Statistics on licence recalls, broken down by sex and ethnicity, are published in Offender Management Statistics Quarterly at: <https://www.gov.uk/government/collections/offender-management-statistics-quarterly>.

**Figure 6.1: Breach rate of COs/SSOs, split by protected characteristic, April 2021 to March 2022 (Source: Table 6.1c)**



## Links to equalities data sources formerly included in this report

Much of the equalities data which formed part of previously published editions of this report can be found in four published information sources; namely the Offender Management Statistics Quarterly, the Safety in Custody Statistics Bulletin, Deaths of Offenders in the Community and Proven Reoffending Statistics. Each source includes written commentary and data tables relating to various protected characteristics.

### **Offender Management Statistics Quarterly (OMSQ)**

The Offender Management Statistics Quarterly bulletin, October to December 2021 was released on 28 April 2022<sup>25</sup>. For all editions of this bulletin, link to:

<https://www.gov.uk/government/collections/offender-management-statistics-quarterly>

Topic	Metric	Protected Characteristic breakdowns available
<b>Prison population</b> <i>(data at 31 March)</i>	Number of prisoners in establishments across England and Wales	<p><b>Age and sex:</b> male and female offenders by age group from 15 years of age. Use the totals, which are the sum of remand, sentenced and non-criminal prisoner populations (table 1.3)</p> <p><b>Ethnicity and sex:</b> male and female offenders by 5+1 ethnic group breakdowns (table 1.4)</p> <p><b>Religion and sex:</b> male and female offenders by religion or belief (table 1.5)</p>
	Proportion of prison population who are sentenced	<p><b>Age and sex:</b> male and female offenders by age group from 15 years of age. Use the figures for the sentenced population only (exclude remand and non-criminal prisoner populations) to calculate proportions, excluding values for not known or not recorded. For example, to calculate the sentenced only population for male and female prisoners aged between 15 to 17 years (the numerator), the denominator would be the figure for male and female prisoners aged between 15 to 17 for the whole prison population (including remand, sentenced and non-criminal prisoners) (table 1.3)</p>
<b>Adjudications</b> <i>(calendar year data)</i>	Adjudication outcomes: <i>Proven</i> <i>Dismissed</i> <i>Not proceeded with</i> <i>Others</i>	<p><b>Sex:</b> males and females (table A5.1)</p> <p><b>Age:</b> age group from 15 years of age (table A5.1)</p> <p><b>Ethnicity:</b> 5+1 ethnic group breakdowns (table A5.1)</p> <p><b>Religion:</b> religion or belief categories (table A5.1)</p>
	Total number of offences	
	Proportion of proven adjudications	

<sup>25</sup> At the time of publishing this report, the latest release of Offender Management Statistics Quarterly: April to June 2022 was released on 27<sup>th</sup> October 2022. For the purposes of comparison of figures from earlier editions of HMPPS Offender Equalities report, use the OMSQ figures from the October to December edition as outlined above, which refer to the end of the 2021/22 financial year at 31<sup>st</sup> March 2022.

Topic	Metric	Protected Characteristic breakdowns available
	Proportion of dismissed adjudications	
	Adjudication rates per 100 prisoners: <i>Proven</i> <i>Dismissed</i> <i>Not proceeded with</i> <i>Others</i>	<p><b>Sex:</b> males and females (table A5.1)  <b>Age:</b> age group from 15 years of age (table A5.1)  <b>Ethnicity:</b> 5+1 ethnic group breakdowns (table A5.1)</p> <p>To calculate rates per 100 prisoners, use volumes from table 6.1 as the numerator and total prison population as the denominator. For example, to calculate proven adjudications for male prisoners (the numerator) per 100 of the male prison population, use the total prison population for males only as the denominator. That is:  <math>100 * (\text{male proven adjudications} / \text{total male prison population})</math></p>
	Proven adjudications by type of offence	<p><b>Age and sex:</b> males and females by age group from 15 years of age (Adjudications .csv dataset)  <b>Ethnicity and sex:</b> males and females by 5+1 ethnic group breakdowns (Adjudications .csv dataset)  <b>Religion and sex:</b> males and females by religion or belief categories (Adjudications .csv dataset)</p> <p>Bespoke pivot tables will need to be generated to obtain this data. Ensure the outcome variable is set to “Proved” in the filters field. Select the “Offence” variable to the columns field, protected characteristics variables to the rows field and the “Count” variable to the values field of the pivot table.</p>
	Proven adjudication rates per 100 prisoners: <i>Disobedience/ disrespect</i> <i>Escape/abscond</i> <i>Unauthorised transactions</i> <i>Violence</i> <i>Wilful damage</i> <i>Other offences</i>	<p><b>Age and sex:</b> males and females by age group from 15 years of age (Adjudications .csv dataset)  <b>Ethnicity and sex:</b> males and females by 5+1 ethnic group breakdowns (Adjudications .csv dataset)  <b>Religion and sex:</b> males and females by religion or belief categories (Adjudications .csv dataset)</p> <p>Generate bespoke datasets using pivot tables from the .csv files, filtering using the instructions outlined directly above in proven adjudications by type of offence.</p> <p>To calculate rates the proven adjudication rates per 100 prisoners, follow and tailor the calculation method outlined above to fit the data. For example, for male prisoners aged between 15 to 17 years for disobedience/disrespect offence (the numerator), use the total number of male prisoners (the denominator) to generate this calculation:  <math>100 * (\text{males aged 15 to 17 proven adjudications for disobedience or disrespect offence} / \text{total male prison population})</math></p>
	Punishment outcomes by offence:	<p><b>Sex:</b> males and females (table A5.2)  <b>Age:</b> age group from 15 years of age (table A5.2)</p>



Topic	Metric	Protected Characteristic breakdowns available
	<i>Additional days added</i> <i>Caution</i> <i>Cellular confinement</i> <i>Exclusion from associated work</i> <i>Extra work</i> <i>Forfeiture of privileges</i> <i>Removal from activity/living unit</i> <i>Stoppage of earnings</i> <i>Other</i>	<b>Ethnicity:</b> 5+1 ethnic group breakdowns (table A5.2) <b>Religion:</b> religion or belief categories (table A5.2)
	Average number of punishments per offence	<b>Sex:</b> males and females (table A5.2) <b>Age:</b> age group from 15 years of age (table A5.2) <b>Ethnicity:</b> 5+1 ethnic group breakdowns (table A5.2) <b>Religion:</b> religion or belief categories (table A5.2)  The average number of punishments is calculated from the total number of punishments divided by the total number of offences.
	Punishment outcome rates per 100 prisoners: <i>Additional days added</i> <i>Caution</i> <i>Cellular confinement</i> <i>Exclusion from associated work</i> <i>Extra work</i> <i>Forfeiture of privileges</i> <i>Removal from activity/living unit</i> <i>Stoppage of earnings</i> <i>Other</i>	<b>Sex:</b> males and females (table A5.2) <b>Age:</b> age group from 15 years of age (table A5.2) <b>Ethnicity:</b> 5+1 ethnic group breakdowns (table A5.2) <b>Religion:</b> religion or belief categories (table A5.2)  To calculate rates, follow the calculation method as set out for proven adjudication rates per 100 prisoners; tailored to fit the data for punishment outcomes.
<b>Community Orders and Suspended Sentence Orders</b> <i>(calendar year data for COs and SSOs; data at 31 December for previous cautions and convictions data)</i>	Offenders supervised by the Probation Service, at end of period, under Community Orders (COs)	<b>Age and sex:</b> males and females by age group from 18 years of age (table A4.16) <b>Ethnicity and sex:</b> males and females by ethnic group breakdowns (Chinese ethnicity persons are included in the Other ethnicity category) (table A4.17)
	Offenders supervised by the Probation Service, at end of period, under Suspended Sentence Orders (SSOs)	<b>Age and sex:</b> males and females by age group from 18 years of age (table A4.16) <b>Ethnicity and sex:</b> males and females by ethnic group breakdowns (Chinese ethnicity persons are included in the Other ethnicity category) (table A4.17)
	Offenders under supervision by the Probation Service, at end of period by number of previous cautions or convictions ( <i>number groupings for previous cautions or convictions are: 0, 1-2, 3-6, 7-10, 11-14, 15 or more</i> )	<b>Age and sex:</b> males and females by age group from 15 years of age (categories are 15-17, young adults 18-20, adults) (usually table A4.21 – contact <a href="mailto:statistics.enquiries@justice.gov.uk">statistics.enquiries@justice.gov.uk</a> for more information)
<b>Release on Temporary Licence</b> <i>(calendar year data)</i>	Incidences of release on temporary licence	<b>Ethnicity and Sex:</b> male and female by 5+1 ethnic group breakdowns (table A3.8)
	Individuals released on temporary licence	<b>Ethnicity and Sex:</b> male and female by 5+1 ethnic group breakdowns (table A3.8)
	Incidences of release on temporary licence:	<b>Sex:</b> males and females (table A3.7)

	<i>Special Purpose Licence</i> <i>Resettlement Day Release</i> <i>Resettlement Overnight Release</i> <i>Childcare Resettlement Release</i>	
	Individuals released on temporary licence: <i>Determinate sentences</i> <i>Indeterminate sentences</i> <i>Recall</i> <i>Other sentence type</i>	<b>Sex:</b> males and females (table A3.7)
<b>Temporary Release Failures</b> <i>(calendar year data)</i>	Number of recorded Temporary Release Failures: Determinate sentences Indeterminate sentences	<b>Sex:</b> males and females (table A3.7)
	Failures per 100,000 incidences of release	<b>Sex:</b> males and females (table A3.7)
	Number of recorded Temporary Release Failures	<b>Ethnicity and Sex:</b> male and female by 5+1 ethnic group breakdowns (table A3.8)
<b>Home Detention Curfew (HDC)</b> <i>(calendar year data)</i>	Number eligible for release on HDC by sentence length: <i>Less than or equal to 6 months</i> <i>Greater than 6 months to less than 12 months</i> <i>12 months to less than 2 years</i> <i>2 years to less than 4 years</i>	<b>Sex:</b> males and females (table A3.5)
	Number released on HDC by sentence length: <i>Less than or equal to 6 months</i> <i>Greater than 6 months to less than 12 months</i> <i>12 months to less than 2 years</i> <i>2 years to less than 4 years</i>	
	Population on HDC at end of period (31 <sup>st</sup> December)	
	Number of HDC recalls by sentence length <i>Less than or equal to 6 months</i> <i>Greater than 6 months to less than 12 months</i> <i>12 months to less than 2 years</i> <i>2 years to less than 4 years</i>	<b>Sex:</b> males and females (table A3.6i)
	Number of HDC recalls by reason for recall <i>Breach of curfew conditions</i> <i>Inability to monitor</i> <i>Breach of non-curfew conditions</i>	

## Safety in Custody Statistics bulletin

Safety in Custody quarterly bulletin, June 2022 was released on 27 October 2022. The bulletin contains calendar year annual tables for self-harm and assaults in prison custody in England and Wales. Calendar year annual deaths in custody data are available in the update to September edition of this bulletin in each year. For all editions of this bulletin, link to: <https://www.gov.uk/government/collections/safety-in-custody-statistics>

Topic	Metric	Protected Characteristic breakdowns available
<b>Deaths in prison</b>	Number of deaths	<b>Sex:</b> males and females (table 1.2) <b>Age:</b> age group from 15 years of age (table 1.3)
	Deaths per 1,000 prisoners	
	Number of self-inflicted deaths	
	Self-inflicted deaths per 1,000 prisoners	
	Number of natural cause deaths	
	Natural cause deaths per 1,000 prisoners	
<b>Self-harm</b>	Number of self-harm incidents	<b>Age and sex:</b> male and female establishment by age group from 15 years of age (table 2.3) <b>Ethnicity and sex:</b> male and female establishments, including 5+1 ethnicity breakdowns (table 2.7)
	Self-harm incidents per 1,000 prisoners	<b>Sex:</b> male establishment and female establishment breakdowns (table 2.1)
	Number of self-harm individuals	<b>Age and sex:</b> male and female establishment by age group from 15 years of age (table 2.4)
	Self-harm individuals per 1,000 prisoners	<b>Sex:</b> male establishment and female establishment breakdowns (table 2.1)
	Number of self-harm incidents per individual	<b>Sex:</b> male establishment and female establishment breakdowns (table 2.1)
<b>Assaults</b>	Number of assailants	<b>Sex:</b> male and female establishment breakdowns (table 3.2) <b>Age:</b> age groups from 15 years of age (table 3.3) <b>Ethnicity:</b> 5+1 ethnicity breakdowns (table 3.6)
	Number of fighters	<b>Sex:</b> male and female establishment breakdowns (table 3.2) <b>Age:</b> age groups from 15 years of age (table 3.3) <b>Ethnicity:</b> 5+1 ethnicity breakdowns (table 3.6)
	Number of victims	<b>Sex:</b> male and female establishment breakdowns (table 3.2) <b>Age:</b> age groups from 15 years of age (table 3.3) <b>Ethnicity:</b> 5+1 ethnicity breakdowns (table 3.6)

### ***Deaths of Offenders in the Community***

The latest available edition of the Deaths of Offenders in the Community Bulletin, annual update to March 2022, covering deaths of offenders supervised in the community by the probation service in England and Wales was published on 27 October 2022 and can be accessed at: <https://www.gov.uk/government/collections/death-of-offenders-in-the-community>

<b>Topic</b>	<b>Metric</b>	<b>Protected Characteristic breakdowns available</b>
<b>Deaths of offenders in the community</b>	Deaths of offenders in the community	<b>Age and sex:</b> sex by age band, from 15 years of age and NPS/CRC breakdown <b>Ethnicity and sex:</b> sex by ethnic group (5+1, including total BAME) and NPS/CRC breakdown

### ***Proven Reoffending Statistics bulletin***

The proven reoffending statistics bulletin was released on 27 October 2022. This publication will include statistics related to the cohort periods October to December 2020. For this, and previous editions of this bulletin, refer to: <https://www.gov.uk/government/collections/proven-reoffending-statistics>

<b>Topic</b>	<b>Metric</b>	<b>Protected Characteristic breakdowns available</b>
<b>Proven reoffending</b>	Proportion of offenders who reoffend (%)	<b>Age and sex:</b> adult and juvenile offenders by sex (table A2) <b>Age:</b> from 10 years of age, categorised into age groups (table A3) <b>Ethnicity:</b> Adult proven reoffending data (table A7a) <b>Ethnicity:</b> Juvenile proven reoffending data (table A7b)
	Average number of reoffences per reoffender	
	Number of reoffences	
	Number of reoffenders	
	Number of offenders in cohort	

## Other sources of equalities information

In addition to data published in this report, HMPPS and the Ministry of Justice (MoJ) publish equalities information in other sources:

- The HMPPS Staff Equalities Annual Report 2021/22 will be published in a separate report on 24 November 2022. This publication includes equalities information for all civil servants employed by HMPPS. <https://www.gov.uk/government/collections/hmpps-annual-staff-equalities-report>
- The most recent edition of the Women and the Criminal Justice System 2022, which specifically focuses on the typical experiences of people who come into contact with the criminal justice system, by sex, was published on 24 November 2022. <https://www.gov.uk/government/collections/women-and-the-criminal-justice-system>
- The Ethnicity and the Criminal Justice System Statistics 2020 report was published as a separate report on 2 December 2021; and contains information on This collection of reports compiles statistics from data sources across the Criminal Justice System (CJS) in England and Wales, to provide a combined perspective on the typical experiences of different ethnic groups. <https://www.gov.uk/government/statistics/ethnicity-and-the-criminal-justice-system-statistics-2020>

## Further information

General information about the official statistics system of the UK is available from:

<https://uksa.statisticsauthority.gov.uk/about-the-authority/uk-statistical-system/>

Ministry of Justice publishes data relating to offender management in England and Wales.

Equivalent statistics for Scotland and Northern Ireland can be found at:

Statistics and research - gov.scot (www.gov.scot)

<https://www.cso.ie/en/index.html>

## Contact

Press enquiries should be directed to the Ministry of Justice press office:

Tel: 020 3334 3536

E-mail: [newsdesk@justice.gov.uk](mailto:newsdesk@justice.gov.uk)

Other enquiries about these statistics should be directed to:

Sam Rushbrook, Responsible Statistician and Service Users Equality Statistics Lead

Data and Evidence as a Service

Ministry of Justice, 102 Petty France, London, SW1H 9AJ

E-mail: [statistics.enquiries@justice.gov.uk](mailto:statistics.enquiries@justice.gov.uk)

## Next Update: November 2023

URL: [www.gov.uk/government/collections/prisons-and-probation-statistics](http://www.gov.uk/government/collections/prisons-and-probation-statistics)

© Crown copyright

Produced by the Ministry of Justice

Alternative formats are available on request from [statistics.enquiries@justice.gov.uk](mailto:statistics.enquiries@justice.gov.uk)